

Narrow Patch (MA-ANT-3-F5/6)

The Narrow Patch antenna is ideal for high ceiling (25+ ft) aesthetic consensus installations in high-density applications and where APs are covering high-density users in small zones. Some example use cases are in large lecture halls/stadiums as well as event venue centers.



Specifications

Electrical

Antenna type: Narrow Patch

Frequency range: 2.400-2.500, 5.150-5.875 GHz

Gain (per antenna element):

- F5: 11.2 dBi (2.4) / 10.8 dBi (5)
- F6: 11.2 dBi (2.4) / 10.8 dBi (5)

Polarization: Linear, +/- 45°

Half power beamwidth / horizontal: 30° / 30°

Half power beamwidth / vertical: 30° / 30°

Cables

Times AA-9303, 1M

Mounting

Compatible with MA-MNT-ANT-1 or MA-MNT-ANT-2 articulating arm mounts

Mounts to walls and poles

Physical and Environmental:

Dimensions:

- F5: 25.98" x 20.87" x 5.12" (660 mm x 530 mm x 130 mm)
- F6: 25.98" x 20.87" x 5.12" (660 mm x 530 mm x 130 mm)

Weight:

- F5: 6.9 lbs (110.4 oz)
- F6: 7.1 lbs (113.6 oz)

Material: PC-ABS

Temperature: 32 °F to 104 °F (0 °C to 40 °C)

Humidity: 5% - 93%

Connector: RP-TNC

Warranty

1 year hardware warranty included

Ordering Information

MA-ANT-3-F5/6

MA-MNT-ANT-1 (Standard Mounting Arm)

MA-MNT-ANT-2 (Long Mounting Arm)

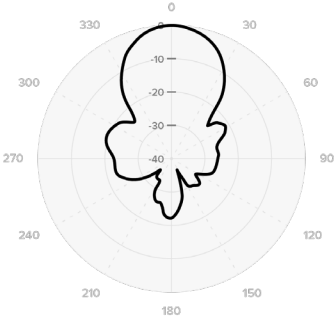
Regulatory

Certified for use with MR42E: MA-ANT-3-F5

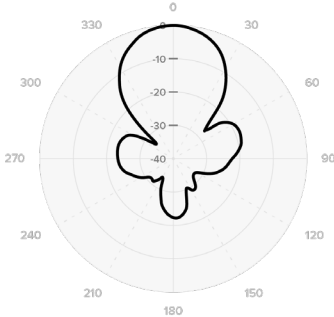
Certified for use with MR53E: MA-ANT-3-F6

MA-ANT-F5

Radiation Pattern for 2.4 GHz Antennas



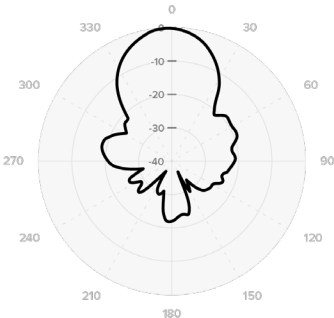
**H-Plane
Co-Polar**



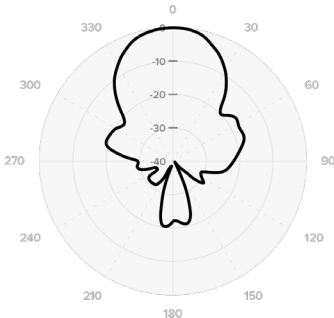
**V-Plane
Co-Polar**

MA-ANT-F5

Radiation Pattern for 5 GHz Antennas



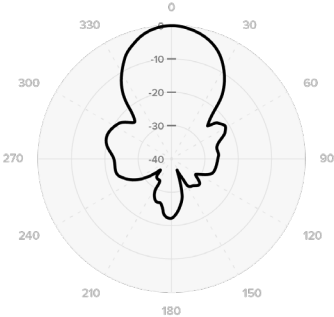
**H-Plane
Co-Polar**



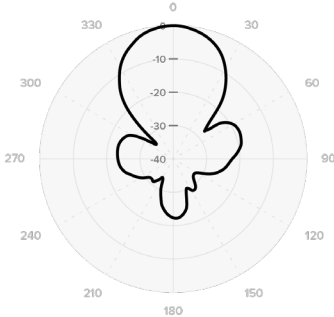
**V-Plane
Co-Polar**

MA-ANT-F6

Radiation Pattern for 2.4 GHz Antennas



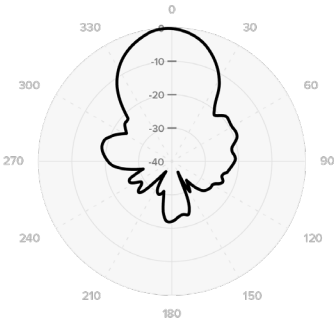
**H-Plane
Co-Polar**



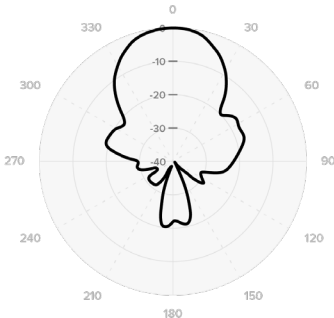
**V-Plane
Co-Polar**

MA-ANT-F6

Radiation Pattern for 5 GHz Antennas



**H-Plane
Co-Polar**



**V-Plane
Co-Polar**